



JAMES J. HILL CENTER GUIDE TO USING PROQUEST NEWSSTAND

80 West Fourth Street | Saint Paul, MN 55102
PH: (651) 265-5500 | EMAIL: info@jjhill.org
www.jjhill.org

"Guide to Using ProQuest Newsstand" is a proprietary product of the James J. Hill Center. Updated February 2017. © Copyright 2017. All rights are reserved.

INTRODUCTION

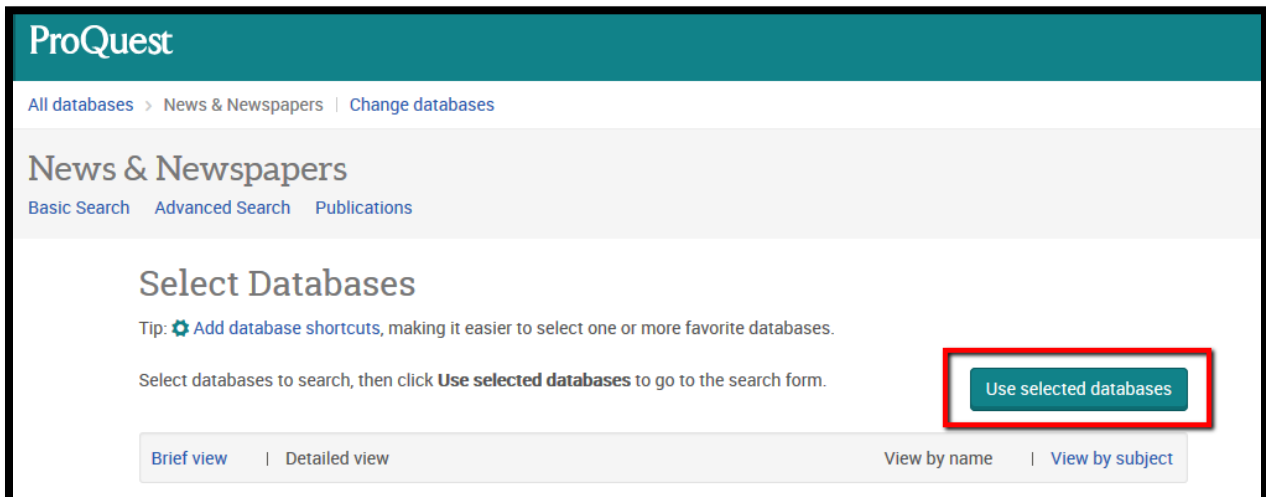
ProQuest Newsstand gathers articles from local and national news sources, including the *Pioneer Press*, the *Star Tribune*, the *New York Times*, *The Wall Street Journal*, and *The Washington Post*. It can be used to keep up to date on the latest news about companies and industries.

For further information, call our reference line at 651-265-5500, or email us at info@jhill.org.

The Hill Library is open to the public. Please check out our web site for more information and for additional Hill Business Research Guides: <http://jhill.org/reference-library/business-research-tools/research-guides-2/>.

GETTING STARTED

Access the database through the *Database List* page. Click “Use Selected Databases.”




ProQuest

[All databases](#) > [News & Newspapers](#) | [Change databases](#)

News & Newspapers

[Basic Search](#) | [Advanced Search](#) | [Publications](#)

Select Databases

Tip:  [Add database shortcuts](#), making it easier to select one or more favorite databases.

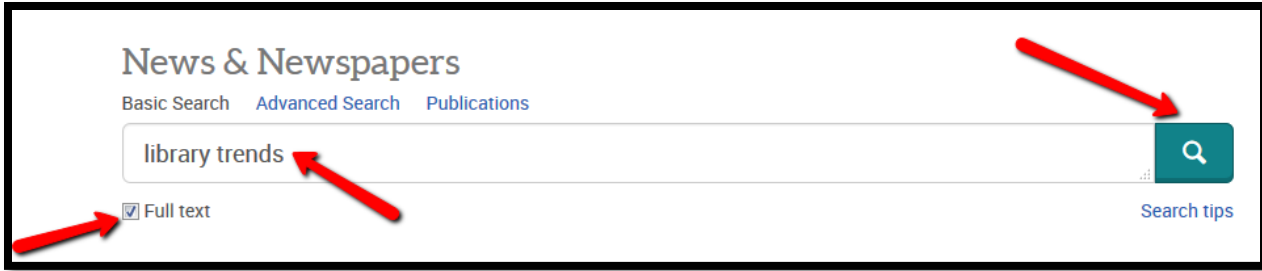
Select databases to search, then click **Use selected databases** to go to the search form.

[Use selected databases](#)

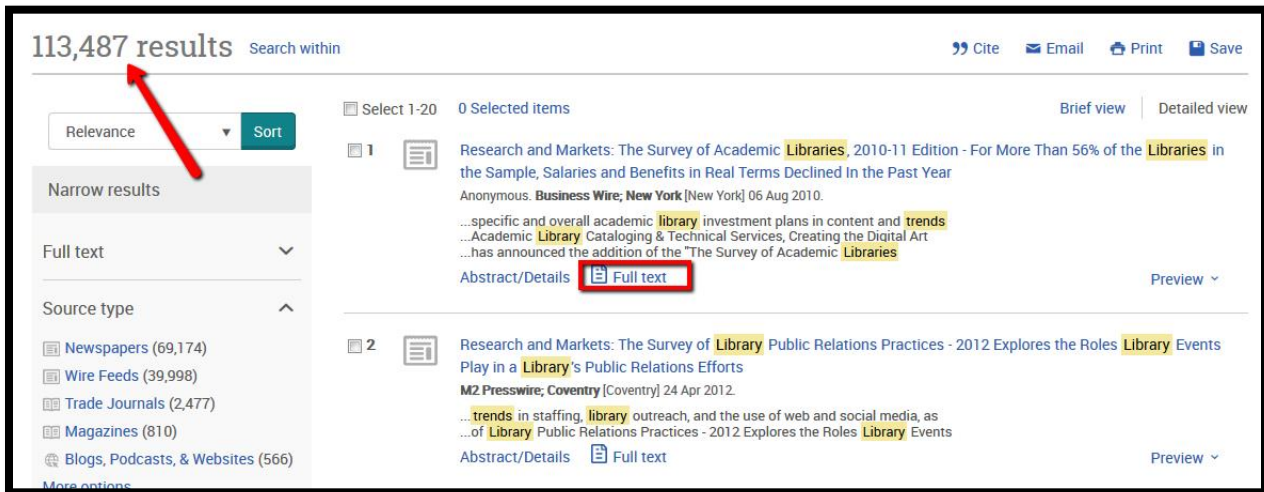
[Brief view](#) | [Detailed view](#) | [View by name](#) | [View by subject](#)

SEARCHING BY SUBJECT

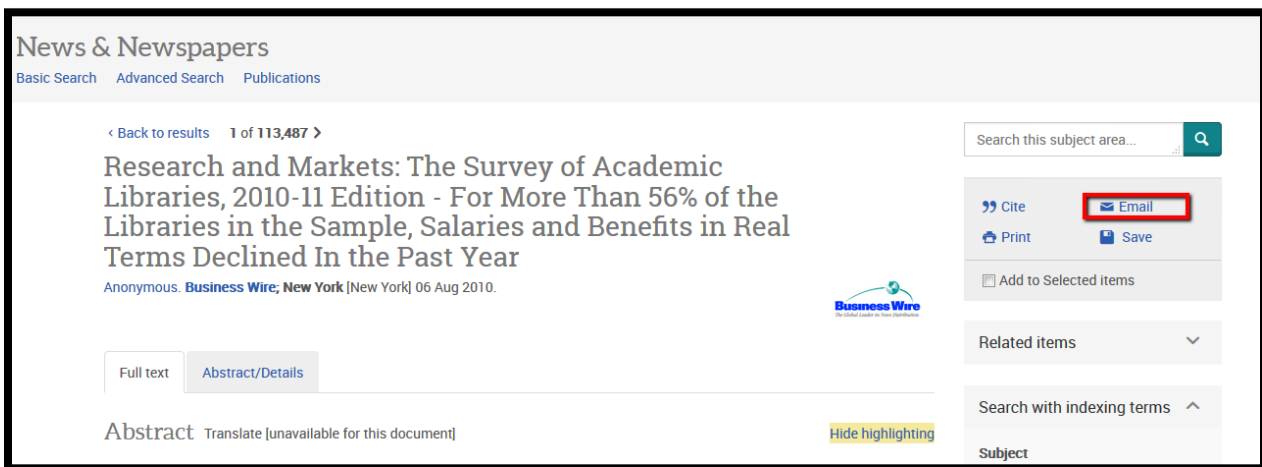
- Enter your search terms into the search box. Check the box next to “Full Text” and click the magnifying glass icon to begin your search.



- The total number of results found will be displayed in the upper left.
- To view a specific article, click on the “Full Text” link under that article’s name.




- To save an article, click on “Email” at the right-hand side and email the article to yourself.



SEARCHING WITHIN A SPECIFIC PUBLICATION

- Click “Publications” directly above the search box.

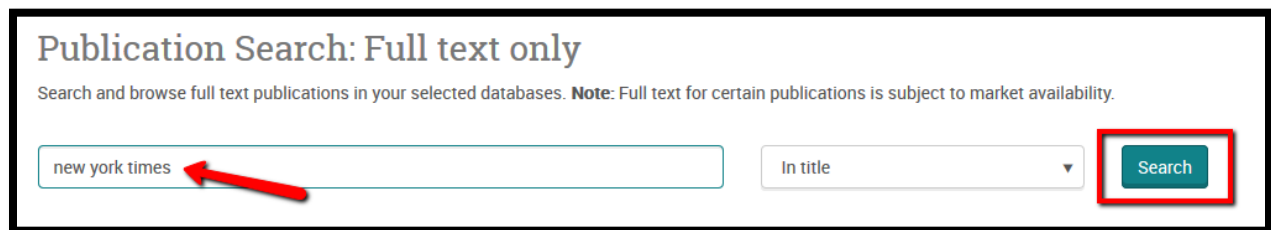


News & Newspapers

Basic Search Advanced Search **Publications**

Full text Search tips

- Enter the name of the publication you’re looking for into the search box and click “Search.”
- Read and save articles as described above.



Publication Search: Full text only

Search and browse full text publications in your selected databases. **Note:** Full text for certain publications is subject to market availability.

Questions? Consult with a Business Librarian

651-265-5500 / www.jjhill.org / info@jjhill.org